

# MUSTANG

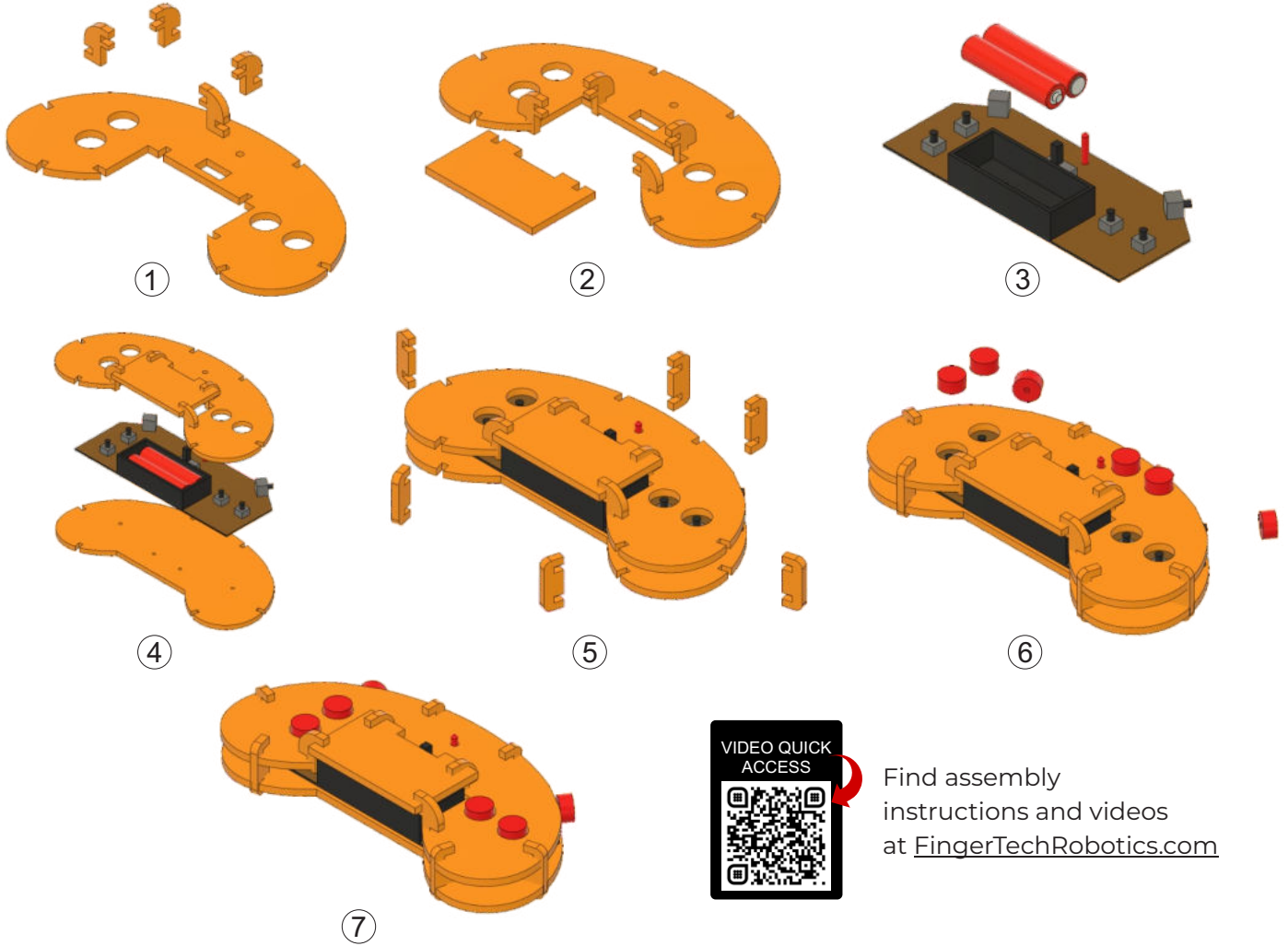
## CONTENTS

	1x Wooden Panel Set		2x 5mm Wood Screw		2x 55mm Steel Shaft		
	1x Circuit Board		6x M3 x 28mm Screw		2x 35mm Steel Shaft		
	1x Weapon Motor (W)		1x 5mm Flanged Wood Screw		2x Spring		
	2x Wheel Motor (L & R)		2x 10mm Wood Screw		2x 6mm Plastic Stopper		
	2x Wheel		4x Self Locking Nut		4x 5mm Plastic Stopper		
					2x Front Wheel		1x Battery Pack

## INSTRUCTIONS

- 1 Self Locking Nut, Wheel Motor R, Wheel Motor L, M3 x 28mm Screw
- 2 Right, Left
- 3 5mm Flanged Wood Screw, Weapon Motor W, M3 x 28mm Screw
- 4
- 5 5mm Wood Screw, Power Interface, L-Left Wheel Motor, W-Weapon Motor, R-Right Wheel Motor
- 6
- 7
- 8
- 9 Battery Pack
- 10 35mm Steel Shaft, 6mm Plastic Stopper, Front Wheel
- 11
- 12 5mm Plastic Stopper, 55mm Steel Shaft
- 13 Spring, 10mm Wood Screw
- 14
- 15


# REMOTE CONTROL



Find assembly instructions and videos at [FingerTechRobotics.com](http://FingerTechRobotics.com)

SCIENCE  
SALAD

distributed  
by




## MASTERED THE TOYS?



### VIPER COMBAT ROBOT

#### KITS & ADD-ONS

The #1 kit recommended by builders for starting in combat robotics.



FINGERTech  
ROBOTICS

Combat Robot Kits & Parts

**EVERYTHING YOU  
NEED TO COMPETE  
IN YOUR FIRST EVENT!**