






JIGSAW

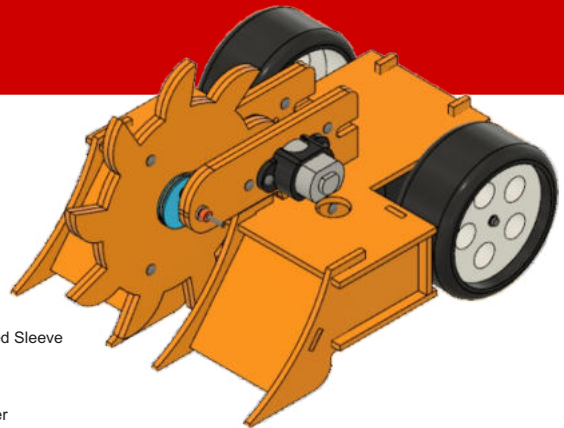
CONTENTS

-  1x Wooden Panel Set
-  1x Circuit Board
-  1x Weapon Motor (W)
-  1x Weapon Motor Mount
-  1x Drive Motor Pod

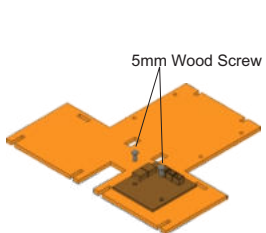
-  11x 5mm Wood Screw
-  6x 10mm Wood Screw
-  4x 12mm Flanged Wood Screw
-  1x Steel Pipe
-  2x Wheel

-  1x Steel Shaft
-  1x Pulley
-  4x Plastic Flanged Sleeve
-  2x Plastic Stopper
-  1x Elastic Band

-  1x Battery Pack



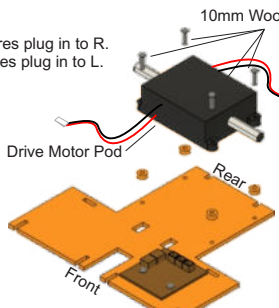
INSTRUCTIONS

- 

5mm Wood Screw

Power Interface

L-Left Wheel Motor | R-Right Wheel Motor | W-Weapon Motor

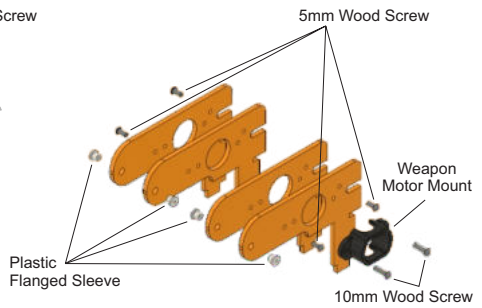
①
- 

10mm Wood Screw

Front wires plug in to R. Rear wires plug in to L.

Drive Motor Pod

Front

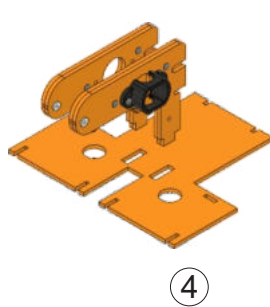
②
- 

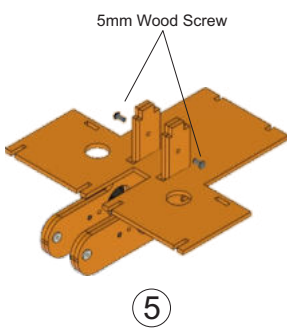
5mm Wood Screw

Weapon Motor Mount

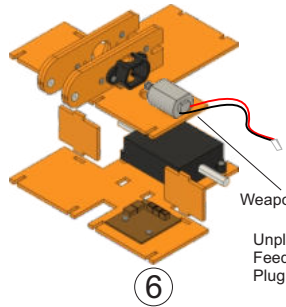
10mm Wood Screw

Plastic Flanged Sleeve

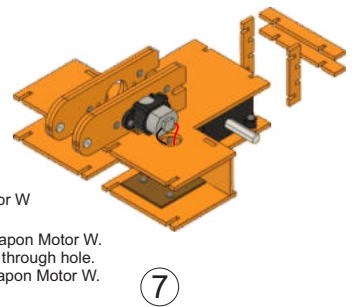
③
- 

④
- 

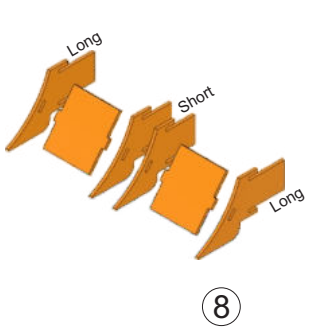
5mm Wood Screw

⑤
- 

Weapon Motor W

⑥
- 

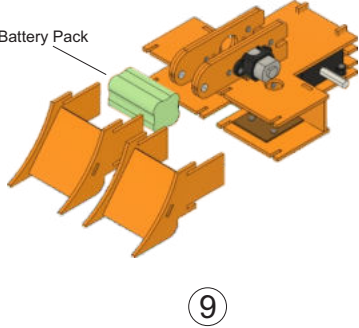
Unplug Weapon Motor W. Feed wires through hole. Plug in Weapon Motor W.

⑦
- 

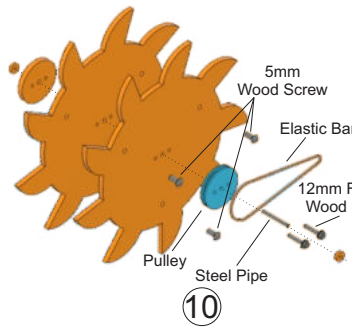
Long

Short

Long

⑧
- 

Battery Pack

⑨
- 

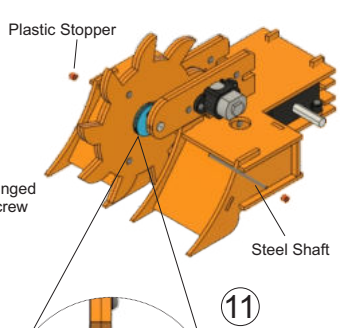
5mm Wood Screw

Elastic Band

12mm Flanged Wood Screw

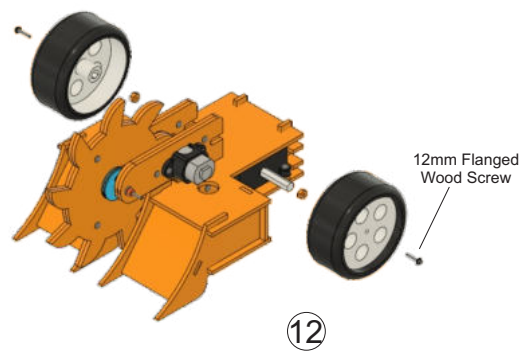
Pulley

Steel Pipe

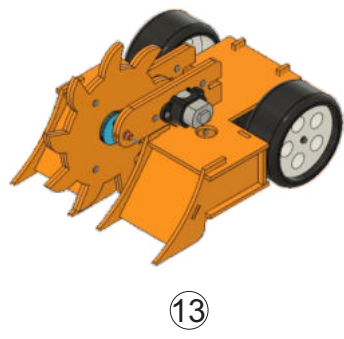
⑩
- 

Plastic Stopper

Steel Shaft

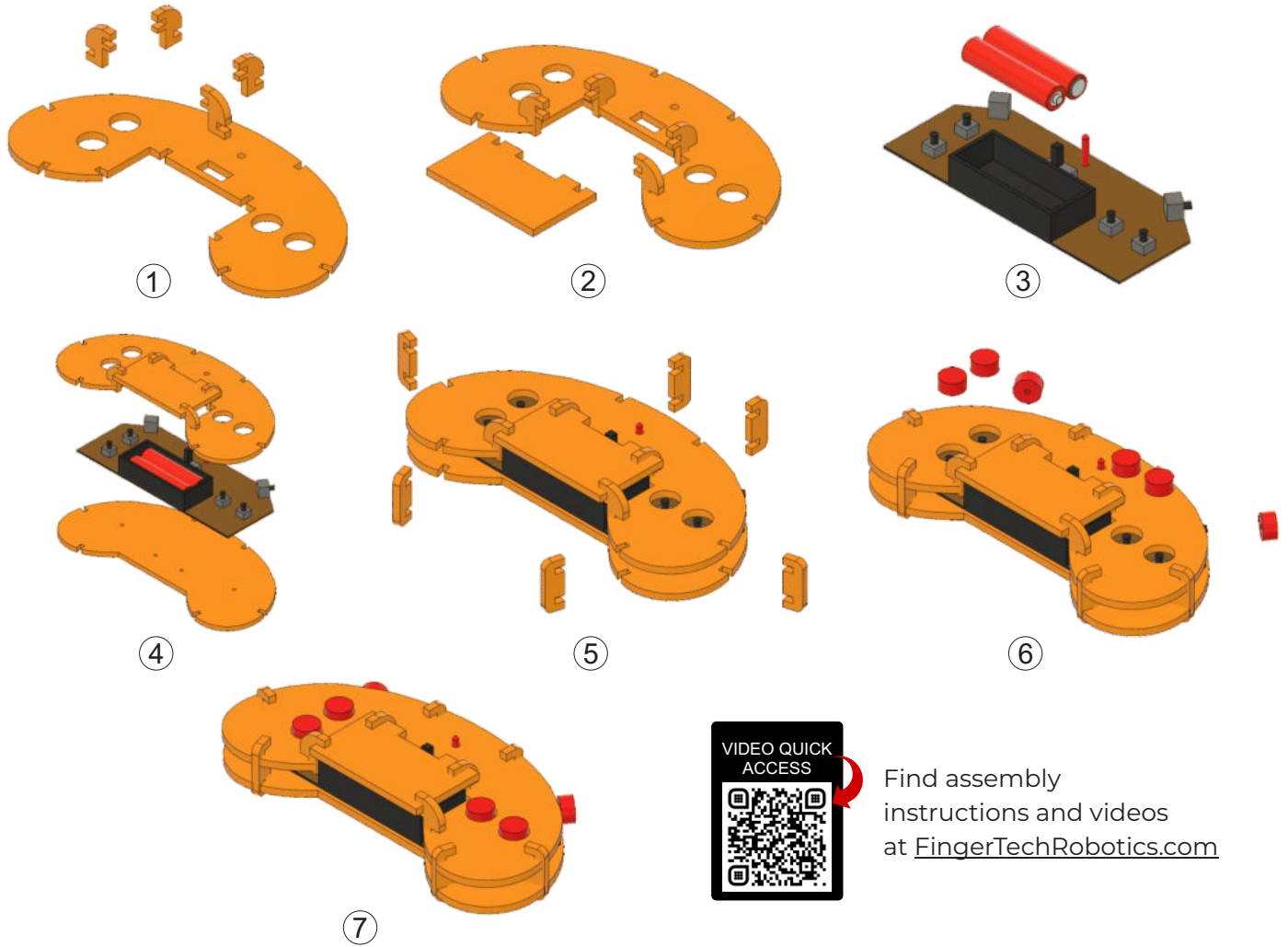
⑪
- 

12mm Flanged Wood Screw

⑫
- 

⑬

REMOTE CONTROL




VIDEO QUICK ACCESS

Find assembly instructions and videos at FingerTechRobotics.com

SCIENCE SALAD

distributed by




MASTERED THE TOYS?



**VIPER
COMBAT ROBOT**

KITS & ADD-ONS

The #1 kit recommended by builders for starting in combat robotics.



**FINGERTech
ROBOTICS**

Combat Robot Kits & Parts

**EVERYTHING YOU
NEED TO COMPETE
IN YOUR FIRST EVENT!**