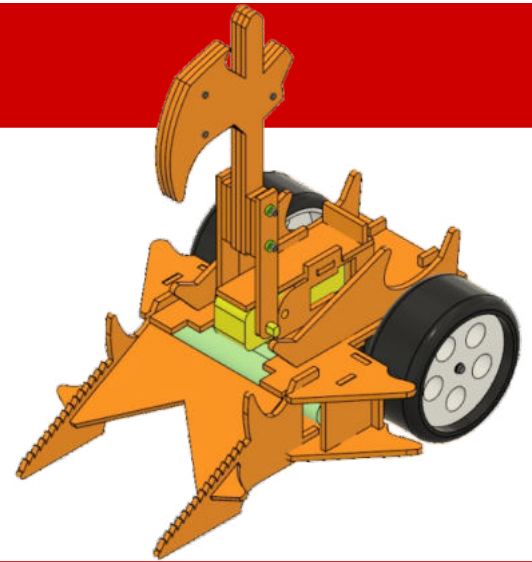


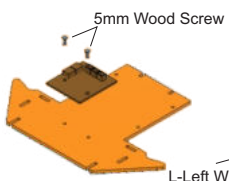
DRAGON

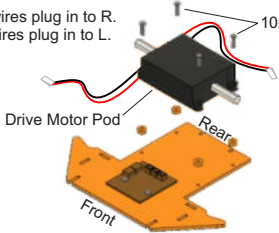
CONTENTS

	1x Wooden Panel Set		2x 5mm Wood Screw		2x Steel Shaft
	1x Circuit Board		3x 8mm Wood Screw		4x 6mm Plastic Stopper
	1x Weapon Motor (W)		4x 10mm Wood Screw		1x Battery Pack
	1x Drive Motor Pod		2x 12mm Flanged Wood Screw		2x Wheel



INSTRUCTIONS

- 

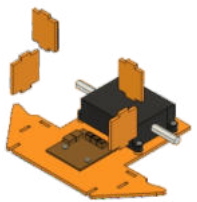
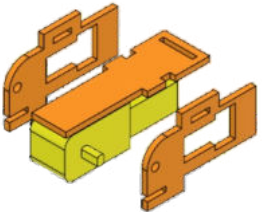
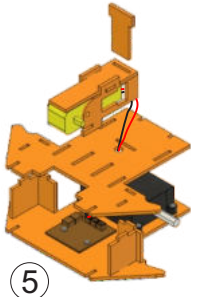
5mm Wood Screw
- 

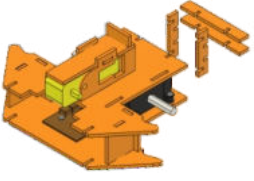
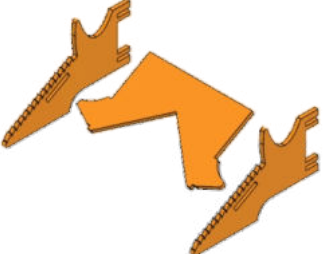
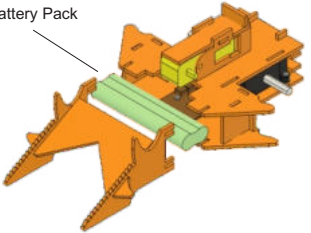
Front wires plug in to R.
Rear wires plug in to L.

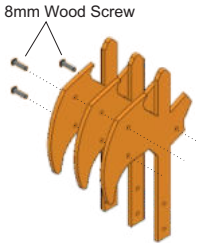
10mm Wood Screw

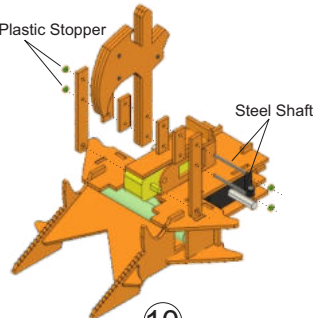
Drive Motor Pod

Rear

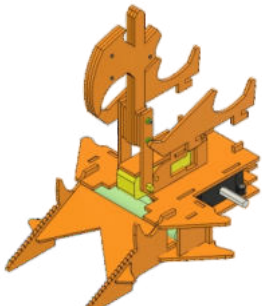
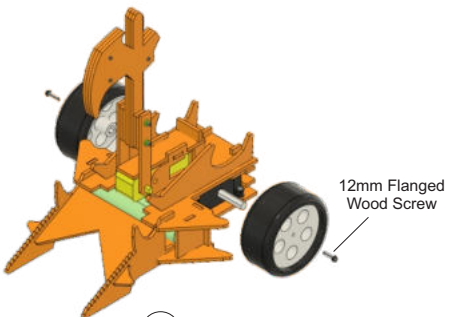
Front
- 
- 
- 

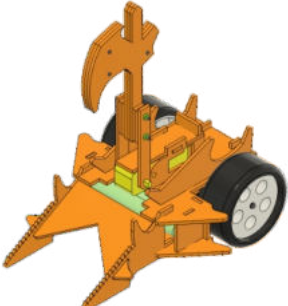
Unplug Weapon Motor W.
Feed wires through hole.
Plug in Weapon Motor W.
- 
- 
- 

Battery Pack
- 

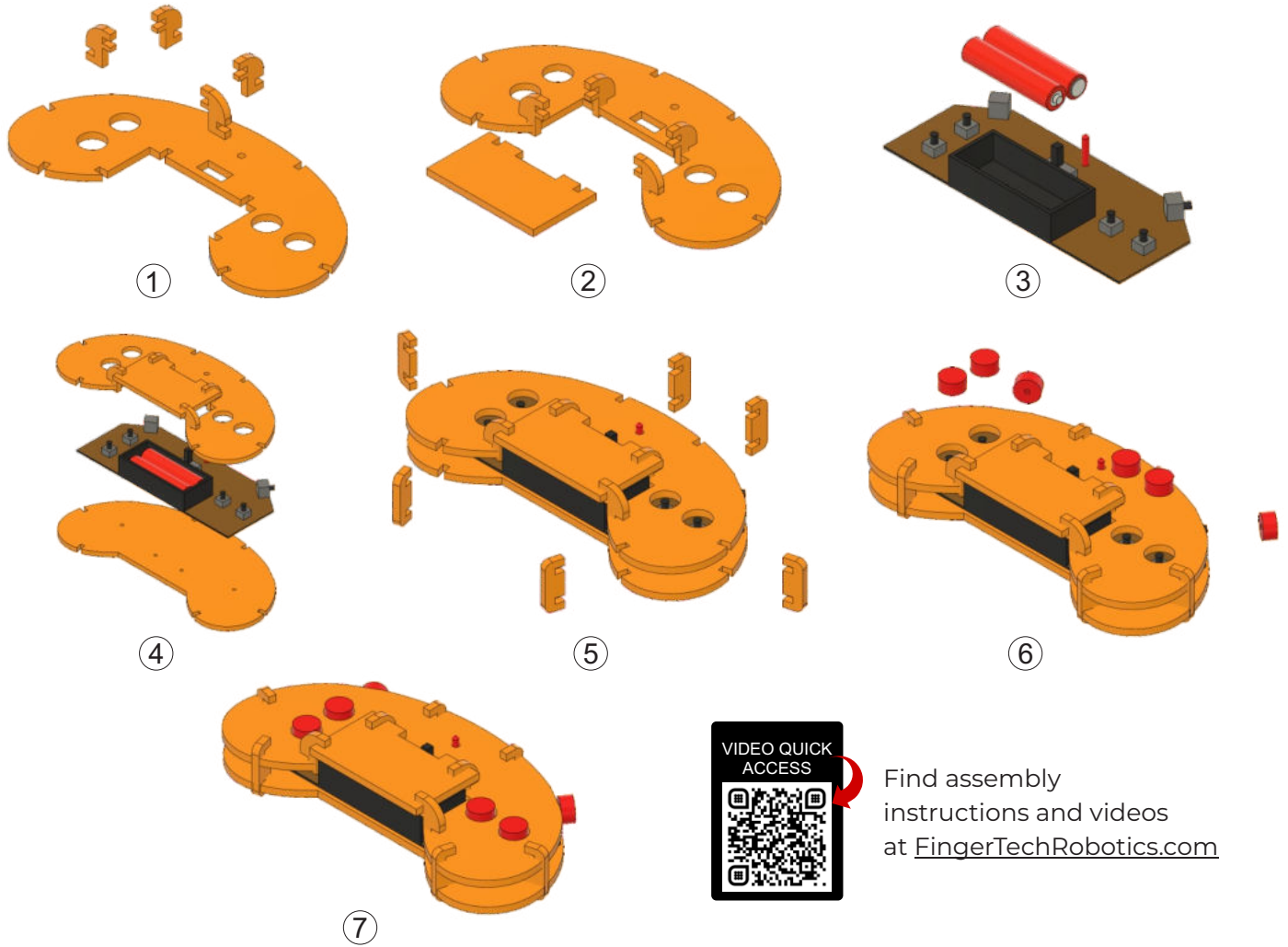
8mm Wood Screw
- 

6mm Plastic Stopper

Steel Shaft
- 
- 

12mm Flanged Wood Screw
- 

REMOTE CONTROL



Find assembly instructions and videos at FingerTechRobotics.com

SCIENCE SALAD

distributed by




MASTERED THE TOYS?



VIPER COMBAT ROBOT

KITS & ADD-ONS

The #1 kit recommended by builders for starting in combat robotics.



FINGERTech
ROBOTICS

Combat Robot Kits & Parts

EVERYTHING YOU
NEED TO COMPETE
IN YOUR FIRST EVENT!